



دائرة الثقافة والسياحة
DEPARTMENT OF CULTURE
AND TOURISM

ABU DHABI HOTEL PERFORMANCE REPORT

AUG & YTD AUG 2023

NOTE TO READERS

THIS REPORT IS STRICTLY PRIVATE, CONFIDENTIAL AND PERSONAL TO ITS RECIPIENTS AND SHOULD NOT BE COPIED, DISTRIBUTED OR REPRODUCED IN WHOLE OR IN PART, NOR PASSED TO ANY THIRD PARTY. DCT ABU DHABI SHALL NOT BE HELD ACCOUNTABLE TO THE REQUESTOR REGARDING ALTERATIONS MADE TO THE DATA AS A RESULT OF UPDATING PROCESS

PLEASE NOTE THAT SINCE JAN 2023, DCT ABU DHABI DECOMMISSIONED ITS LEGACY HOTEL E-REVENUE SYSTEM AND MIGRATED TO DAILY HOTEL SYSTEM FOR MONTHLY AND OTHER REPORTING PURPOSES. HENCE, WE URGE CAUTION WHILE COMPARING THE CURRENT PERFORMANCE WITH ANY HISTORICAL HOTEL PERFORMANCE REPORTS PUBLISHED ON DCT'S OFFICIAL WEBSITE AND/OR ON OPEN DATA PLATFORM.

NOTE: IN AUGUST 2023, FOUR HOTELS WERE TEMPORARILY CLOSED FOR THE ENTIRE MONTH.

ABU DHABI HOTEL PERFORMANCE

دائرة الثقافة والسياحة
DEPARTMENT OF CULTURE
AND TOURISM



AUG 2023

OVERALL PERFORMANCE – AUG 2023

**AUG 2023
PERFORMANCE**

Hotel Guests

421K

Hotel Occupancy

71%

Hotel ALOS

2.7 Nights

ARR (AED)

330

REVPAR (AED)

234

Revenues (AED)

384M

**% Change vs
2022**

+22%

+5%

-6%

+18%

+23%

+23%

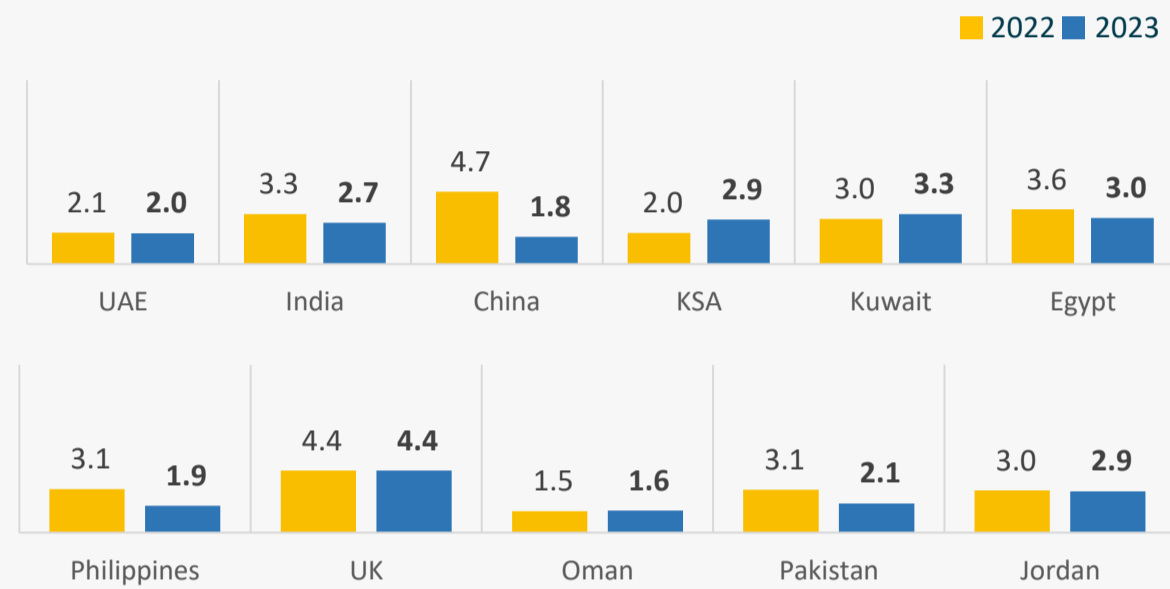
Notes: “—” No change vs last year

TOP HOTEL GUEST NATIONALITIES – AUG 2023

Guest Rank	Guests in Thousands	Vs 2022	2023 Share
#1	UAE 107	-3%	25%
#2	India 38	-1%	9%
#3	China 19	+517%	5%
#4	KSA 18	+2%	4%
#5	Kuwait 15	+199%	4%
#6	Egypt 15	+12%	4%
#7	Philippines 15	+1%	3%
#8	UK 12	+10%	3%
#9	Oman 11	+22%	3%
#10	Pakistan 10	+8%	2%
#11	Jordan 8	+5%	2%

TOP 10 NON-UAE NATIONALITIES
38%
OF TOTAL HOTEL GUESTS

ALOS ACROSS TOP NATIONALITIES – AUG 2023



PERFORMANCE BY REGIONS – AUG 2023

AUG 2023	ABU DHABI		AL AIN		AL DHAFRA	
Key Indicators	Actuals	% Change vs. 2022	Actuals	% Change vs. 2022	Actuals	% Change vs. 2022
Guests (K)	379	+23%	35	+11%	7	-4%
Occupancy	74%	+7%	55%	-16%	32%	-12%
ALOS (Nights)	2.8	-5%	1.6	-21%	2.7	-4%
Total Rev(M AED)	358	+25%	17	---	9	-5%
ARR (AED)	336	+19%	238	+7%	323	-1%
REVPAR (AED)	250	+27%	130	-10%	102	-13%

Notes: Guest & revenue values are rounded off to their nearest value; “—” No change vs last year

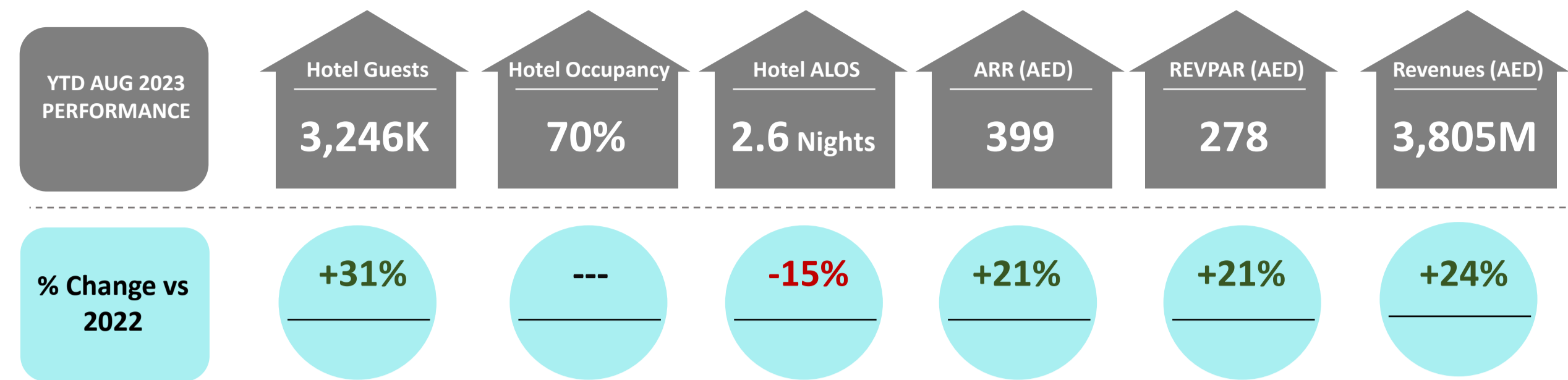
PERFORMANCE BY STAR-RATINGS – AUG 2023

AUG 2023	5-STAR HOTELS		4-STAR HOTELS		1-3 STAR HOTELS		HOTEL APARTMENTS	
Key Indicators	Actuals	% Change vs. 2022	Actuals	% Change vs. 2022	Actuals	% Change vs. 2022	Actuals	% Change vs. 2022
Guests (K)	198	+42%	119	---	66	+18%	39	+22%
Occupancy	64%	+11%	79%	-3%	72%	+12%	79%	---
ALOS (Nights)	2.8	-5%	2.1	-10%	1.9	---	5.1	-14%
Total Rev(M AED)	259	+34%	56	-9%	27	+26%	42	+17%
ARR (AED)	460	+17%	201	+4%	196	+21%	287	+12%
REVPAR (AED)	296	+31%	159	+1%	141	+36%	226	+12%

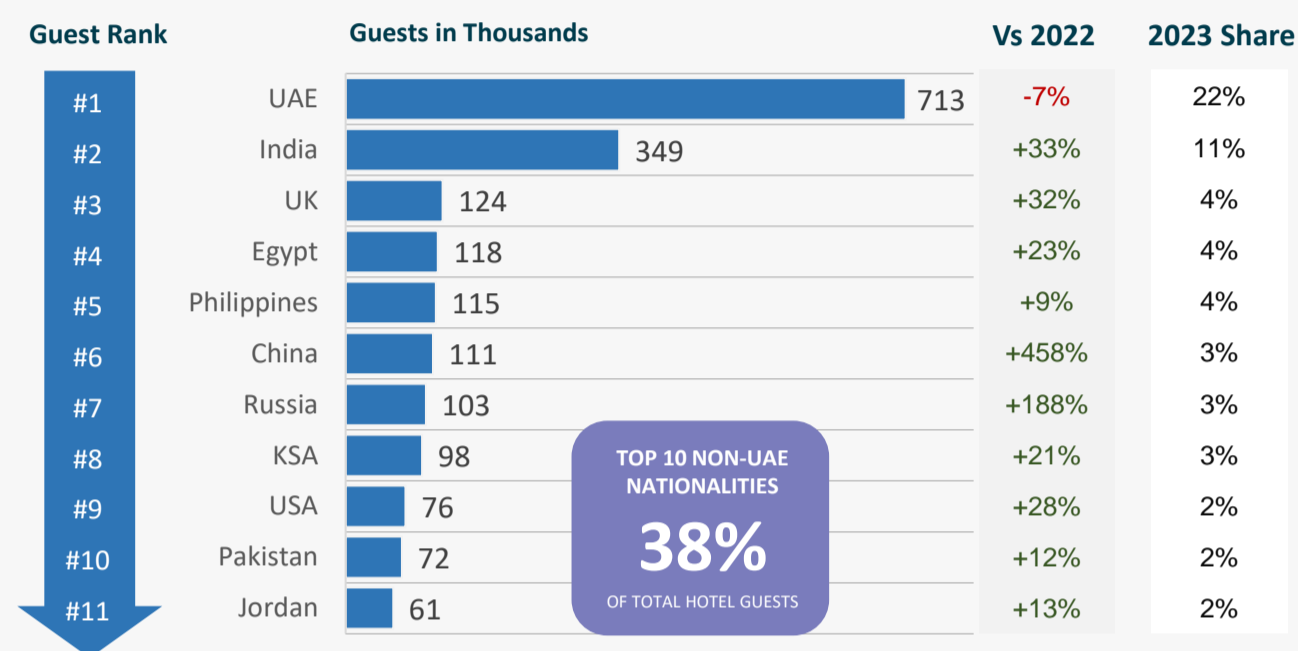
Notes: Guest & revenue values are rounded off to their nearest value; “—” No change vs last year

YTD AUG 2023 PERFORMANCE

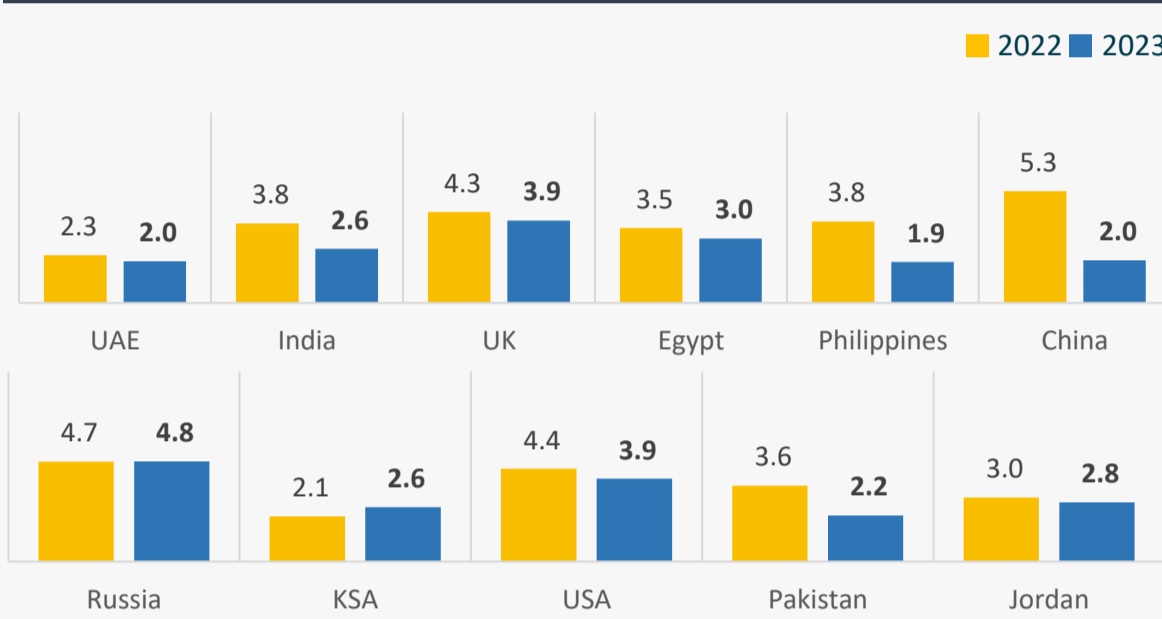
OVERALL PERFORMANCE – YTD AUG 2023



TOP HOTEL GUEST NATIONALITIES – YTD AUG 2023



ALOS ACROSS TOP NATIONALITIES – YTD AUG 2023



PERFORMANCE BY REGIONS – YTD AUG 2023

YTD AUG 2023	ABU DHABI		AL AIN		AL DHAFRA	
Key Indicators	Actuals	% Change vs. 2022	Actuals	% Change vs. 2022	Actuals	% Change vs. 2022
Guests (K)	2,922	+33%	248	+17%	76	+7%
Occupancy	73%	+2%	54%	-12%	37%	-27%
ALOS (Nights)	2.7	-15%	1.8	-21%	2.4	-25%
Total Rev(M AED)	3,522	+26%	149	+5%	134	+1%
ARR (AED)	403	+22%	266	+7%	584	+26%
REVPAR (AED)	292	+24%	142	-6%	215	-8%

Notes: Guest & revenue values are rounded off to their nearest value; "—" No change vs last year

PERFORMANCE BY STAR-RATINGS – YTD AUG 2023

YTD AUG 2023	5-STAR HOTELS		4-STAR HOTELS		1-3 STAR HOTELS		HOTEL APARTMENTS	
Key Indicators	Actuals	% Change vs. 2022	Actuals	% Change vs. 2022	Actuals	% Change vs. 2022	Actuals	% Change vs. 2022
Guests (K)	1,492	+42%	975	+23%	493	+26%	287	+17%
Occupancy	65%	+6%	74%	-5%	67%	-4%	79%	-2%
ALOS (Nights)	2.7	-13%	2.1	-18%	1.9	-17%	5.2	-14%
Total Rev(M AED)	2,716	+32%	543	+8%	215	+14%	330	+5%
ARR (AED)	581	+22%	242	+14%	213	+22%	293	+6%
REVPAR (AED)	379	+29%	180	+9%	142	+17%	230	+4%

Notes: Guest & revenue values are rounded off to their nearest value; "—" No change vs last year